

IPC-6908

8-Slot Desktop/Wallmount Chassis for Full-Size SBC




Features

- Support 8-slot PICMG 1.3/1.0 backplane
- Shockproof drive bay for two 5.25" ODDs and two 3.5" HDDs
- LED indicators for system fault detection
- Hot-swap system fan for easy-to-maintain
- Optional 80 plus PS2 power supply

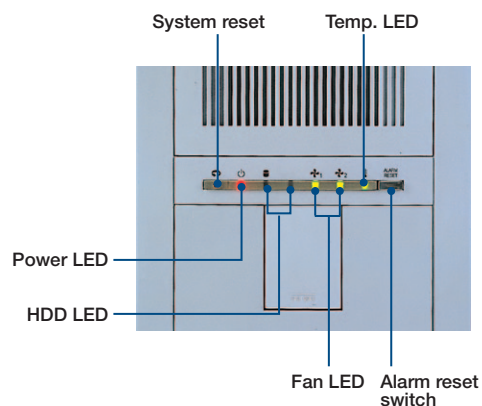


Specifications

		External	Internal
Disk Drive Bay	5.25"	2	-
	3.5"	1	1
Cooling	Fan	1 (hot-swappable, 9 cm / 53 CFM each)	
	Air Filter	Yes	
Miscellaneous	LED Indicators	Power, HDD, temperature and fan	
	Control	System reset and alarm reset	
Environment		Operating	Non-Operating
	Temperature	0 ~ 40° C (32 ~ 104° F)	-20 ~ 60° C (-4 ~ 140° F)
	Humidity	10 ~ 85% @ 40° C, non-condensing	10 ~ 95% @ 40° C, non-condensing
	Vibration (5 ~ 500 Hz)	1 Grms	
Physical Characteristics	Dimensions (W x H x D)	200 x 300 x 463 mm (7.9" x 11.8" x 18.2")	
	Weight	12 kg (26.4 lb)	

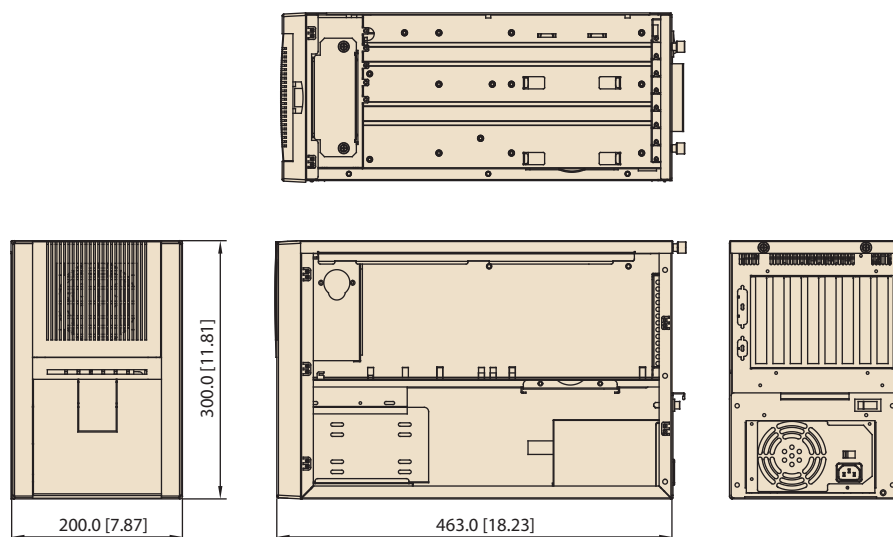


Hot-swappable cooling fan module contains one 53 CFM cooling fans



Dimensions

Unit: mm [inch]



Ordering Information

Part Number	Power Supply	Backplane	Switch
IPC-6908BP-BE	-	-	ATX
IPC-6908BP-30CE	96PS-A300WPS2	-	ATX

Optional Accessories

Part Number	Description
IDT-3120E	Mobile rack for converting a 3.5" drive bay to dual 2.5" SATA HDD trays
IDT-5230E	Mobile rack for converting dual 5.25" drive bays to three 2.5" or 3.5" SAS/SATA HDD trays

Power Supply Options

(For detailed power supply specs, please refer to Chapter 13)

Part Number	80 Plus Grade	Wattage	Type	Input
PS8-250ATX-ZE	Bronze	250W	Single	AC 100 ~ 240 V (full-range)
PS8-300ATX-ZBE	Bronze	300W	Single	AC 100 ~ 240 V (full-range)
PS8-400ATX-ZE	Bronze	400W	Single	AC 100 ~ 240 V (full-range)
PS-300ATX-DC48E	-	300W	Single	DC-48V