


PICMG 1.3 Half-size Mainstream/ Server-grade Backplanes


PCE-3B03-00A1E

- 3 slot backplane for 6-slot chassis
- Segments:1
- One CPU card slot
- PCIe slot: One x16, One x4
- Size: 142 x 176 mm
- Compatible with IPC-chassis: IPC-6806S, IPC-3026
- Ordering information: PCE-3B03-00A1E




PCE-3B06-00A1E

- 6 slot backplane for 6-slot chassis
- Segments:1
- One CPU card slot
- PCIe slot: One x16, four x1
- Size: 142 x 176 mm
- Compatible with IPC chassis: IPC-6806S, IPC-3026
- Ordering information: PCE-3B06-00A1E




PCE-3B06-03A1E

- 6 slot backplane for 6-slot chassis
- Segments:1
- One CPU card slot
- PCIe slot: One x16, One x1
- PCI slot: Three 32/33
- Size: 142 x 176 mm
- Compatible with IPC chassis: IPC-6806S, IPC-3026
- Ordering information: PCE-3B06-03A1E



PCE-3B03A-00A1E

- 3 slot backplane for compact-sized wall-mount chassis
- segments:1
- One CPU card slot
- PCIe slot: One x16, One x4
- Size: 173 x 86.3 mm
- Compatible with IPC-3012
- Ordering information: PCE-3B03A-00A1E




PCE-3B06-02A1E

- 6-slot backplane for 6-slot chassis
- Segments:1
- One CPU card slot
- PCIe slot: One x16, Two x1
- PCI slot: Two 32 bit/33MHz
- Size: 142 x 176 mm
- Compatible with IPC chassis: IPC-6806S, IPC-3026
- Ordering information: PCE-3B06-02A1E



PCE-3B12-08A1E

- 12-slot backplane for 14-slot half-sized chassis
- Segments:1
- One CPU card slot
- PCIe slot: One x16, Two x1
- PCI slot: Eight 32 bit/33MHz
- Size: 315 x 185 mm
- Compactible with IPC chassis: ACP-4020
- Ordering information: PCE-3B12-08A1E



PCE-4B13-08A1E

- 13-slot backplane for 14-slot half-sized chassis
- Segments: 1
- One CPU card slot
- PCIe slot: Two x8, Two x1
- PCI slot: Eight 32 bit/33MHz
- Size: 315 x 185 mm
- Compactible with IPC chassis: ACP-4020
- Ordering information: PCE-4B13-08A1E

